


# VSUN

Innovative & Smart



## VSUN295-60P

VSUN295-60P VSUN290-60P  
VSUN285-60P VSUN280-60P  
VSUN275-60P

18.17%

Module efficiency

12years

Material & Workmanship warranty

295W

Highest power output

25years

Linear power output warranty



PID-free



World class poly efficiency



Tighter product performance distribution and current sorting reduces the mismatch power loss in system operation



Positive tolerance offer



Good temperature coefficient enables higher output in high temperature regions



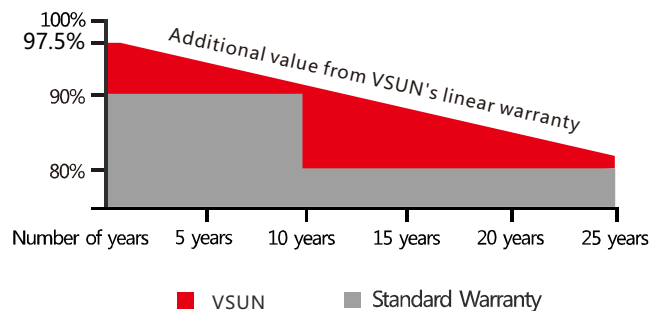
Excellent performance under low light conditions




Certified for salt/ammonia corrosion resistance



Load certificates: wind to 2400Pa and snow to 5400Pa



**Munich RE**  **-12-year product warranty**  
**-25-year linear power output warranty**

Invested by Fuji Solar, VSUN is a Japanese solar module solutions provider located in Tokyo that offers Japanese quality solar technologies globally. The group's business started in Japan in 2006, later spreading to North America, Southeast Asia, and EMEA.

Innovative & Smart – VSUN has been committed to providing greener, cleaner, and more intelligent renewable energy solutions. It is focusing on the new energy market and the development of customized and high-efficiency products.

Note:

All information and data are subject to change without notice.  
All rights reserved@VSUN

A Sub-company of **FUJISOLAR**



Engineered in Japan  
vsun@vietnamsunenergy.com  
www.vsun-solar.com

## Electrical Characteristics at Standard Test Conditions(STC)

Module Type	VSUN295-60P	VSUN290-60P	VSUN285-60P	VSUN280-60P	VSUN275-60P
Maximum Power - Pmax (W)	295	290	285	280	275
Open Circuit Voltage - Voc (V)	38.8	38.7	38.6	38.5	38.4
Short Circuit Current - Isc (A)	9.64	9.56	9.49	9.36	9.27
Maximum Power Voltage - Vmpp (V)	32.1	31.8	31.6	31.4	31.3
Maximum Power Current - Imp (A)	9.19	9.12	9.02	8.91	8.79
Module Efficiency	18.17%	17.86%	17.55%	17.25%	16.94%

Standard Test Conditions (STC): irradiance 1,000 W/m<sup>2</sup>; AM 1.5; Cell temperature 25°C. Pmax Sorting : 0~5W. Measuring Tolerance: ±3%.

Remark: Electrical data do not refer to a single module and they are not part of the offer. They only serve for comparison among different module types.

## Electrical Characteristics at Normal Operating Cell Temperature(NOCT)

Module Type	VSUN295-60P	VSUN290-60P	VSUN285-60P	VSUN280-60P	VSUN275-60P
Maximum Power - Pmax (W)	216.9	213.5	210.1	206.2	202.7
Open Circuit Voltage - Voc (V)	35.8	35.7	35.6	35.5	35.6
Short Circuit Current - Isc (A)	7.78	7.72	7.66	7.56	7.48
Maximum Power Voltage - Vmpp (V)	29.6	29.4	29.2	29.1	28.9
Maximum Power Current - Imp (A)	7.33	7.26	7.2	7.09	7.01

Normal Operating Cell Temperature( NOCT) : irradiance 800W/m<sup>2</sup>; wind speed 1 m/s, ambient temperature 20°C. Measuring Tolerance: ±3%.

## Temperature Characteristics

NOCT	45°C ( ±2°C )
Voltage Temperature Coefficient	-0.292%/°C
Current Temperature Coefficient	+0.045%/°C
Power Temperature Coefficient	-0.408%/°C

## Maximum Ratings

Maximum System Voltage [V]	1000
Series Fuse Rating [A]	20

## Material Characteristics

Dimensions	1640×990×35mm (L×W×H)
Weight	18.3kg
Frame	Anodized aluminum profile
Front Glass	White toughened safety glass, 3.2 mm
Cell Encapsulation	EVA (Ethylene-Vinyl-Acetate)
Back Glass	Composite film
Cells	6×10 pieces polycrystalline solar cells series strings (156.75mm×156.75mm)
Junction Box	IP≥67, 3 diodes
Cable&Connector	Length 900 mm, 1×4 mm <sup>2</sup> , compatible with MC4

## Packaging

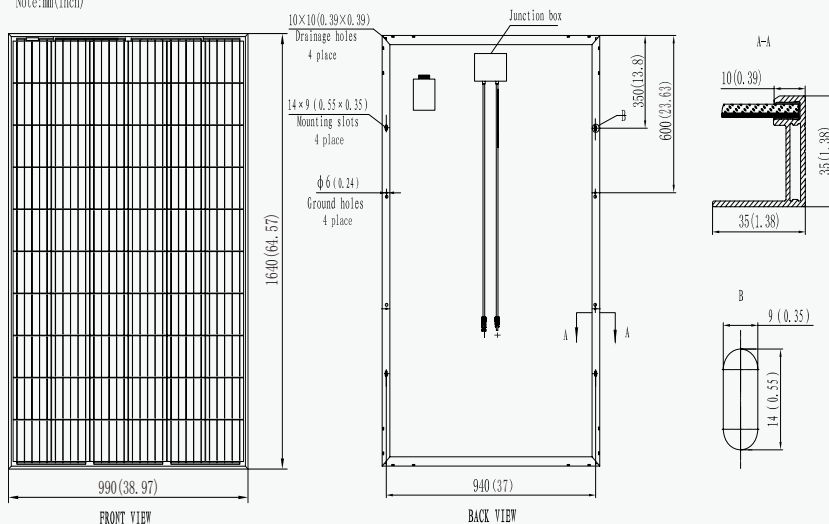
Dimensions(L×W×H)	1680×1110×1120mm
Container 20'	360
Container 40'	840
Container 40'HC	910

## System Design

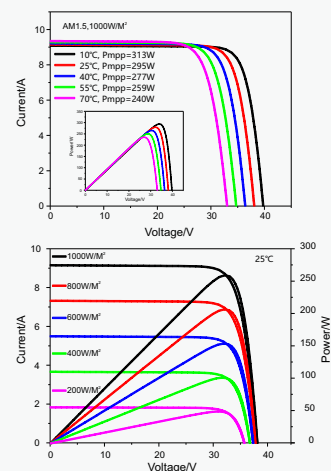
Temperature Range	-40 °C to + 85 °C
Withstanding Hail	Maximum diameter of 25 mm with impact speed of 23 m/s
Maximum Surface Load	5,400 Pa
Application class	class A

## Dimensions

Note:mm(inch)



## IV-Curves



Excellent performance under weak light condition.